



Highcliffe Sixth

A Level

PHOTOGRAPHY

PRE A LEVEL COURSE INFORMATION & TASK



YEAR 12

Course Structure:

Year 12 begins with skills based starter projects, followed by a mini and a main project leading to the rehearsal exam experience beginning in February.

The Rehearsal Exam is a taster, to prepare for the Externally Set Assignment in Year 13. It consists of a practice run of what essentially is a mini project, consisting of 10-12 week investigation with 10 hour supervised exam period at the end.

The Rehearsal Exam is designed to give you the opportunity to respond to a starting point of interest (given by your teacher). This will take form of a project and be resolved in a 10 hour practical exam at the end of the 12 week investigation. You will develop a strong understanding of the requirements to cover all four assessment objectives throughout this personal investigation, with an insight into the time restraints of the formal Externally Set Assignment - Component 2 in Year 13. The Rehearsal Exam work can then be used as a starting point to inform your own 'Personal Investigation' – Component 1. You will have at this point in the course begun to develop your own style and areas of interest within your subject, enabling you to produce a longer more sustained project.

YEAR 13

Component 1: Personal Investigation 96 marks - 60% of A Level

You have a choice of starting points/or the opportunity to write your own brief or starting point. You are required to research images using your own investigations. Practical work is presented in sketchbook/boards/digitally which show the clear development of work towards a final response influenced by the work of others. The aim of the project is to meet the four assessment objectives used in marking the work, these cover: drawing, use of media, experimentation, the ability to develop an idea/concept, be influenced by the work of other artist and designers as well as producing a final response. Annotations should be included in your sketchbook. You will be encouraged to develop your own ideas with the help and guidance of your teacher. There is a structured extended response of between 1000 and 3000 words of continuous prose required as part of the personal investigation. This investigation will be an in-depth study that demonstrates your ability to construct and develop a sustained line of reasoning from an initial starting point to a final realisation.

Component 2: Externally Set Assignment 96 marks - 40% of A Level

Preparatory period + 15 hours supervised time

The Externally Set Assignment, set by the exam board, offers a choice of project titles to be completed within a 10-12 week period. The work will progress as in Component 1; however you will be required to work independently and under examination conditions for a final 15 hours developing outcome/s.

SUMMER TRANSITION WORK (Hand in wk 11th -15th Sept 23)

We are so excited to hear that you are hopefully going to be joining us to study A Level Photography.

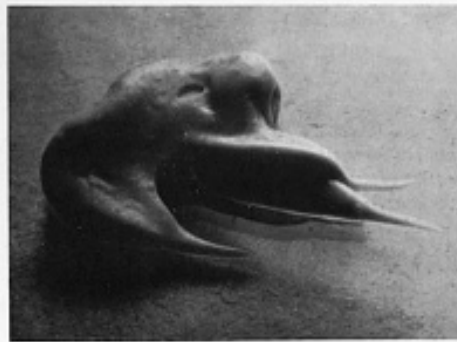
This booklet will give you a brief introduction to the course and provide you with a task to complete over summer, it should get you starting to think about the course content so that we can hit the ground running in September.

(Approx 3 hours)

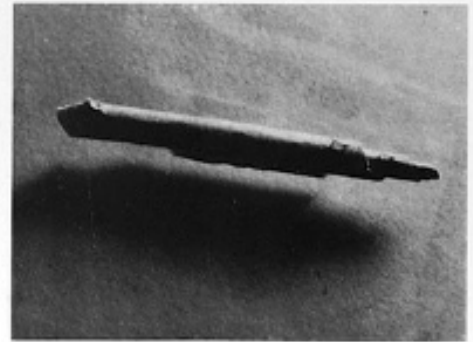
Puzzled 'em

What happens when you photograph objects from unusual angles? The inspiration for this challenge comes from an old party game called 'Puzzled 'em'. Players are invited to look carefully at the cards, each of which is a photograph of an object viewed from an unusual angle. Players who identify the most objects 'correctly' are the winners.

'This series of photographs of rolled up bus tickets and smeared blobs of toothpaste, a collaboration between Salvador Dali and Brassai from the 1930s, will be our inspiration. Brassai has deliberately confused the viewer by photographing the objects without a context, at close range and from unusual angles.



LE BILLET MORTUAIRE DU DESTROYÉ RÉPANDU D'ÉCRIVAIN
PAS À LA SÉRIOSITÉ FINE ET OMBREUSE.



TOURSEMENT ÉLÉMENTAIRE CRISTAL CUIZ EN "GEMME MINÉRALE".

SCULPTURES INVOLONTAIRES

1. Do some research to get inspired. You could research the above suggestions or another Artist of your choice who photographs objects from unusual angles on 1 page of your PowerPoint. Include examples of their work and explain in a short paragraph about how their work confuses the viewer.
2. Look at the images below from the original Puzzled 'em game. Your second task is to create a version of the Puzzled 'Em game featuring your own photographs. Present this on 1 or more pages in your powerpoint.

Hand in week
11th -15th
Sept 23

You must decide:

- How many cards to create (min 10)
- Which objects you will photograph.
- How you will photograph these objects e.g. in situ or against a backdrop, natural or studio lighting, colour or black and white etc.

Remember, the aim is to photograph the object in such a way as to confuse the viewer.

Puzzled 'em

TAKE A CAREFUL LOOK AT THE PUZZLED 'EM CARD GAME.

Why are photographs used?
How are the various objects photographed?



Trowel



Button



Fountain pen



key

See student work example below:

MY OWN PUZZLED'EM INSPIRED IMAGES

I have taken 10 images of mundane objects around my house and have tried to take them at unusual angles so they're mostly unrecognisable. I have also put them in black and white to replicate the images from the old game [puzzled'em](#).



All work to be completed on a PowerPoint (or similar digital file format) with one chosen style of presentation theme throughout for consistency. Put in a title page to label each week and task so you build up a body of photography work. If you have a digital camera feel free to use it but likewise we have designed all the work so anyone could complete it on their camera phone. You will be required to share your work with your teacher and class at the beginning of Year 12.

ANSWERS

- 1) PEN
- 2) DEODORANT
- 3) PINS
- 4) BARRING
- 5) XBOX CONTROLLER
- 6) CHARGER
- 7) PLUG
- 8) SCISSORS
- 9) MAKEUP BRUSH
- 10) PLUG



TRANSITION WORK Year 11 Summer Term

PHOTOGRAPHY **CAMERA RECOMMENDATIONS**

During your photography A-Level, you will learn how to use a DSLR camera to get the most out of your photography.

Although we do have cameras available for you to borrow, we would recommend you buy your own if this is something you are serious about. Having your own camera allows for more ease and confidence in its use.

There are many different makes and brands of cameras that you can look at. In school we have several Nikon D3400's that can be used, and we generally recommend you look at buying from either Nikon or Canon as they are often the most accessible and reliable.

A few examples of good beginner cameras:

Nikon D3500

Nikon D5600

Canon EOS M200

Canon EOS 250D

When buying a camera it important that you feel comfortable with how it feels, is it too heavy around your neck? Can you hold it comfortably in 2 hands?

There are lots of great places you can buy cameras, we recommend Argos, curry's PC world or The London camera exchange.



If you would like any advice on buying a camera or other questions about starting the course please email:

Miss Smyth
Msmyth@highcliffeschool.com or

Mrs Clarke
AClarke@highcliffeschool.com

CAREER PATHWAYS in ART & DESIGN

Studying an ADT subject at A level will equip you with the skills you need to specialise in a creative field of your choice either through an Apprenticeship scheme, University route or to pursue a career in the creative industry.

Apprenticeship Schemes: www.apprenticeships.gov.uk

University Routes:


Royal College of Art
University of the Arts London
Arts University Bournemouth
Loughborough University
University of Oxford
University of Brighton
Edinburgh College of Arts (ECA)

Creative Careers:

www.wonderwhat.co.uk

Graphic Designer
UX Designer
Fashion Designer
Industrial Designer
Product Designer
Jewellery Maker
Fine Artist
Illustrator
Animator
Interior Designer
Architect
Photographer
Marketing Manager
Web Publishing
Landscape Artist
Florist
Teacher
Model maker
Automotive Designer
Art Director
Ceramicist
Trend Forecaster
Journalist
Social Media Designer
Copywriter

Creative industries are a *huge part* of the UK's economy.



Wonder**What** creative careers are out there...?

Did you know, there are **2,040,000** jobs currently in the creative industries. 1 in 11 roles and 1 in 8 businesses are in the creative industries too.

There are **thousands of roles** available and your perfect job might be something you've never heard of.

Start exploring today

wonderwhat.co.uk

